


# DESCOTECH

*Compact Mixing Consoles*





DT 1602  
DT 1602X



DT 602  
DT 602X



DT 1202  
DT 1202X

## DESCTECH DT SERIES

The ever growing demand for quality portable mixing consoles that will faithfully mix vocals, effects units and instruments with the degree of sophistication required by modern day technology both on stage and in recording situations has lead to the design and development of the DT series range of DESCTECH mixers.

Since DESCTECH is a division of 'LANEY ELECTRONICS LIMITED' you the user will enjoy the comprehensive back-up facilities of an internationally renowned electronic audio manufacturer.

Close examination of DESCTECH mixers will leave you in little doubt of their superiority when compared with any competitors.

DESCTECH DT mixers are available in "6 into 2", "12 into 2" and "16 into 2" format each with XLR mic inputs as optional.

Each model embraces the latest technology and is constructed using quality selected components throughout.

Each channel has "Balanced low impedance" microphone and "line" inputs with full equalisation, pan and two auxillary send controls.

Mic's, instruments, effects units and fold back monitors can all be accommodated with ease.

The DT series is designed in such a way that each auxillary input can be used as an additional line channel with full EQ and pan control.

Headphone monitoring is featured with pre or post fader switching and a level control.

The two most common uses for your mixer will probably be: Public Address/Disco or for Recording and a typical interconnecting diagram is shown Fig.1.

## TYPICAL CONNECTIONS FOR P.A. AND RECORDING

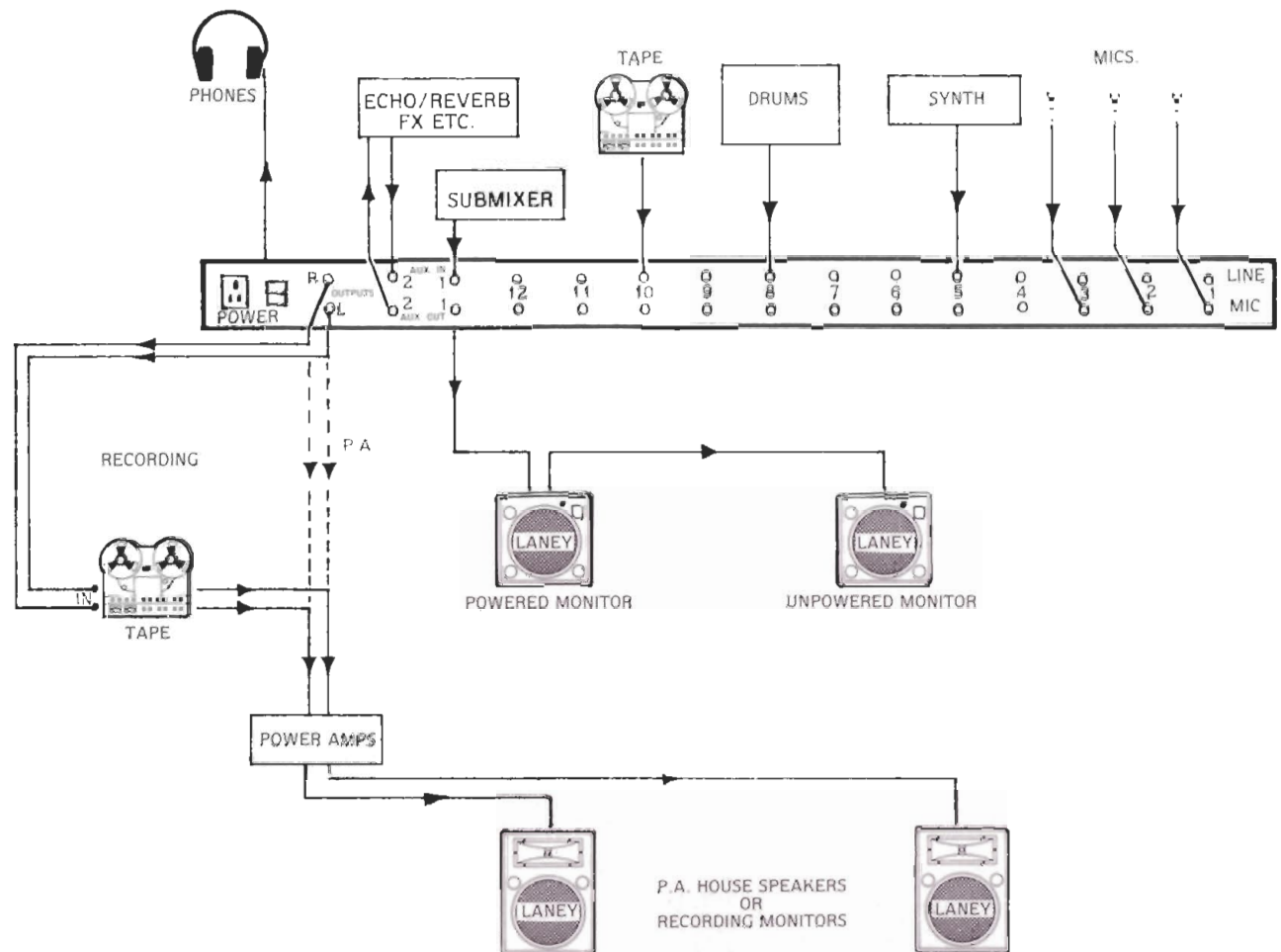


FIG. 1

## SPECIFICATIONS

**MIC CHANNELS** (602 x 6, 1202 x 12, 1602 x 16)

**Input Sockets** Mic, Stereo jack\* for balanced low impedance 200-600 ohm microphones, wired tip hot, ring cold, body ground).

Inserting a mono jack allows low impedance unbalanced types to be used.

High impedance microphones must be used with a matching transformer.

\* (An XLR option is available wired pin 1 ground, 2 hot, 3 cold.

Line, mono jack for line level inputs such as synths, tape, keyboards etc. (Mic and line inputs may be used simultaneously if required).

**Gain Control** Varies the gain of the mic input from 63dB to 23dB and the line 28dB to -10dB.

Input amplifier noise -115dBm E.I.N. 20Hz -20KHz

**E.Q.** Treble + 15dB @ 10KHz Shelving.

Mid + 15dB @ 1KHz.

Bass + 15dB @ 100Hz Shelving.

**Aux.1** Pre-fader output for foldback monitoring etc. Nominal output level 0dBm.

**Aux. 2** Postfader output for effects send etc. Nominal output level 0dBm.

**Pan** Positions signal source to left and right main outputs to set stereo image. (Centre - 3dB)

**Fader** Controls channel output level to mix bus. 60mm slider type with integral dust cover.

**AUXILLARY CHANNELS** (2 On each model)

**Input Socket** Mono jack for line level devices such as effects returns tape, drums, keyboards etc.

**Gain Control** Varies the gain of the Aux input from 16dB to  $-\infty$

**E.Q., Aux. 1, 2, Pan** As mic channel specification.

### OUTPUTS CHANNELS

**Meters:** Indicate left and right output levels, switchable pre and post master faders using PFL /AFL switch, thereby allowing monitoring of a mix with master faders down.

Calibrations 0Vu = + 4dBm  
Headroom 18dB.

**Faders:** Control the volume level to the left and right outputs.

**Phones:** A stereo headphone output with level control is provided for monitoring the main outputs pre or post the left and right faders using the PFL /AFL switch. Headphone impedance 8 ohms nominal.

**POWER UNITS** An integral, low noise, self protecting power unit with a standard IEC input connection, double pole switch and voltage selector.

## BLOCK DIAGRAM.

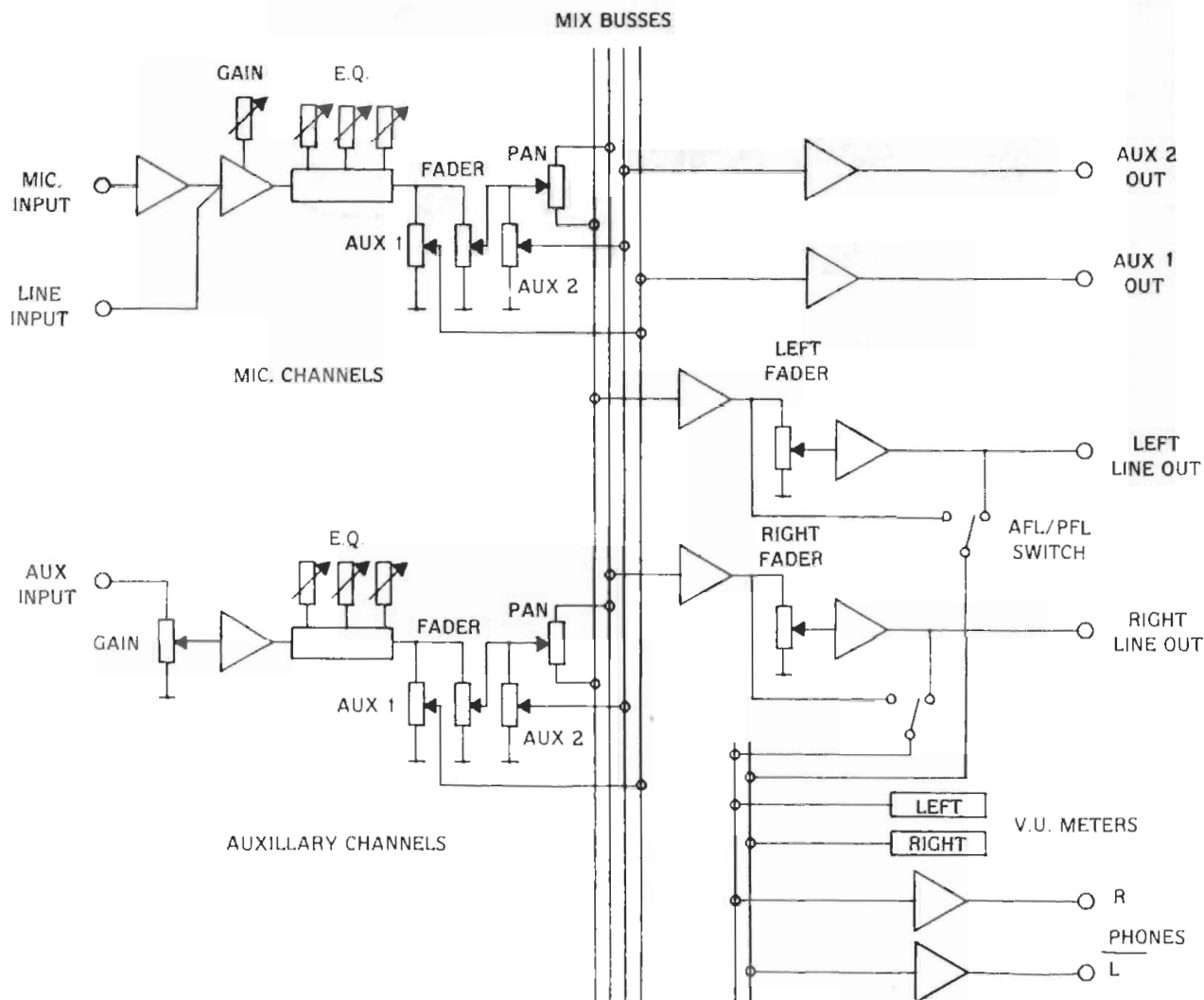


FIG. 2