



BASS RIGS

Laney

DB BASS RIGS MOVE FAR MORE JUST THE AIR AROUND THEM...

Precision engineering combined with growling low end power, provide the bass player with unrivalled artistic freedom and complete control over their sound.

ENERGY, PUNCH AND FLEXIBILITY

The DB range of heads and combos feature an all new ultra responsive pre-amp section which mixes the best of traditional valve tones with all the flexibility and sound performance of modern state of the art FET pre-amps. Combining the pre-amp with a variety of muscle-packed output packages gives you an uncompromising bass amplifier.

ADVANCED PRE-AMP FEATURES:

- Selectable Active and Passive Inputs.
- Continuously variable mixing of Valve and FET Input sections.
- Footswitchable Compressor*.
- EQ section with switchable Mid and Hi pre-shapes.
- Nine Band Graphic with Balance control.
- Switchable Noise Gate.
- FX loop with pre and post EQ send and returns (rear panel).
- Balanced XLR DI out, switchable Pre or Post EQ.
- Variable 3 position cross over*.
- Pre amp out on all models.
- Power amp in on all models*.

*Not On DB150H or DB150C

QUALITY, PERFORMANCE & INNOVATION

Available In 150, 300 & 400 watt power sections, the DB range of bass rigs offers an amp for every gig.

STEALTH

Restrained behind a heavy duty punched steel kick grill is a piece of "STEALTH" technology

The DB range of enclosures and combos feature the new HH "STEALTH" bass drivers. Available in either 10", 12" or 15" "STEALTH" drivers utilise state of the art Kapton coils and kevlar cones resulting in an increased transient attack, a more responsive lower register and optimum performance whatever the situation. "STEALTH" drivers are designed for ultra fast response, whether its a driving low end rhythm to a frenzied slap attack, "STEALTH" drivers have got it covered.

"STEALTH" drivers are housed in custom tuned DB enclosures. Every enclosure has been designed to utilise combinations of infinite baffles and porting in order to achieve optimum performance and give bass players the essential building blocks of great bass tone.

DB enclosures come in a number of formats and Impedance with or without switchable

compression drive
with two SPEAK
Compression drive
Independent cor
for In/Out/ or - 6
end characterist
to the players re
are constructed
using the best q

Built to uncompr
standards DB er
anything you thr
tour bus!!


...THEY SHAKE THE EARTH THEY STAND ON.

THAN

s. Each cabinet is equipped
N and two Jack connectors.
r loaded cabinets feature
pression driver with switching
options, enabling the top
of the cabinet to be shaped
irements . All DB enclosures
hand to rigorous standards
ity materials available.

hising road rugged
losures are built to survive
at them...Including your

DB 400H



DB 412CD



300C

SPECIFICATIONS

AMPLIFIERS

	DB150C	DB300C	DB400C	DB150H	DB300H	DB400H
OUTPUT	150 WATTS @4 Ohm	300 WATTS @4 Ohm	400 WATTS @2 Ohm	150 WATTS @4 Ohm	300 WATTS @4 Ohm	400 WATTS @2 Ohm
COMBO IMPEDANCE	4 Ohm	8 Ohm	4 Ohm	N/A	N/A	N/A
INPUTS	ACTIVE & PASSIVE	ACTIVE & PASSIVE	ACTIVE & PASSIVE	ACTIVE & PASSIVE	ACTIVE & PASSIVE	ACTIVE & PASSIVE
FX LOOP	TWO - 1 PRE & 1 POST EQ	TWO - 1 PRE & 1 POST EQ	TWO - 1 PRE & 1 POST EQ	TWO - 1 PRE & 1 POST EQ	TWO - 1 PRE & 1 POST EQ	TWO - 1 PRE & 1 POST EQ
FOOTSWITCH	FS2	FS5	FS5	FS2	FS5	FS5
COMPRESSOR	NO	YES	YES	NO	YES	YES
CROSS OVER	NO	YES	YES	NO	YES	YES
COOLING	CONVECTION	CONVECTION	FAN	CONVECTION	CONVECTION	FAN
HxWxD	635x570x405	700x670x445	850x670x445	200x570x365	200x570x405	200x570x405
SPEAKERS	2 x10" "STEALTH"	2 x12" "STEALTH"	4 x10" "STEALTH"	N/A	N/A	N/A
COMPRESSION DRIVER	YES	YES	YES	N/A	N/A	N/A

ENCLOSURES

	DB115	DB210CD	DB410	DB410CD	DB215	DB412	DB412CD
SPEAKER	1 x15" "STEALTH"	2 x10" "STEALTH" & COMPRESSION DRIVER	4 x10" "STEALTH"	4 x10" "STEALTH" & COMPRESSION DRIVER	2 x15" "STEALTH"	4 x12" "STEALTH"	4 x12" "STEALTH" & COMPRESSION DRIVER
RATING WATTS	300	160	320	320	600	400	400
IMPEDANCE	4/8 Ohm	8 Ohm	4/8 Ohm	4/8 Ohm	4 Ohm	4 Ohm	4 Ohm
HxWxD	700x670x445	470x670x445	700x670x445	700x670x445	1080x670x445	1080x670x445	1080x670x445

DB150C




DB150H



DB115




DB300C



DB300H
DB400H



DB410CD
DB412




DB400C



DB210CD



DB215



Laney

Newlyn Road, Cradley Heath.
West Midlands B64 6BE.
Great Britain.